
































WELK TOESTEL VOOR MIJN PROJECT ?

Noodverlichting	Permanent	Autotest	IP65	Inbouw	TYPE	Ref	Ref inbouw kit	Lumen
					BLUELINE WAX460	V601806090	X	150
				BLUELINE WAX480 + inbouw kit	V601808090	V601808052	300	
					BLUELINEWAX8-3-M	V601808190	X	280
				BLUELINE WAX8-3-M + inbouw kit	V601808190	V999910100	280	
					BLUELINE WAX480A	V601808097	X	300
				BLUELINE WAX480A + inbouw kit	V601808097	V601808052	300	
				BLUELINEWAX20PHA	V601808112	X	280	
			BLUELINEWAX20PHA + inbouw kit	V601808112	V999910100	280		
						BLUELINE WAX460	V601806090	X
					ONYX10P + inbouw kit	V601610061	V999910251	100
					BLUELINEWAX8-3-M	V601808190	X	280
				BLUELINE WAX8-3-M + inbouw kit	V601808190	V999910100	280	
				BLUELINE WAX480A	V601808097	X	300	
			BLUELINE WAX480A + inbouw kit	V601808097	V601808052	300		
				BLUELINEWAX20PHA	V601808112	X	280	
			BLUELINEWAX20PHA + INBOUW KIT	V601808112	V999910100	280		



www.elights.be

Download de keuzetabel

